

Operation manual (Metal coater)


1. Open valves.



2. Mount sample.



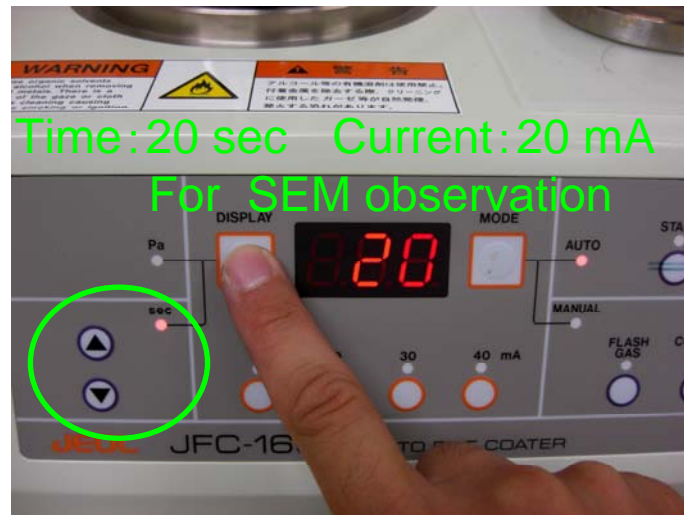
3. Turn on power.



4. Vacuum below 15.0Pa.



5. Switch to [sec] with pressing [DISPLAY], and set time/current.



6. Switch to [Pa] with pressing [DISPLAY].




7. Switch to [MANUAL] with pressing [MODE].




8. Press [CONTROL GAS] and vacuum below 15.0Pa.




9. Check the vacuum [$< 15.0\text{Pa}$].



10. Press [START].



10. After deposition, turn off power.



11. Close valves



12. Fill in usage log